

STEELGRID® HR PVC SYSTEM HIGH CORROSION PROTECTION GEOCOMPOSITE MESH SYSTEM

The new **Steelgrid®** HR PVC System is an innovative complete system for rockfall mitigation and slope consolidation works. The **Steelgrid®** HR PVC System combines a patented high strength steel wire mesh geocomposite which is used in conjunction with anchor plates, specific U-bolts and mesh connectors. The **Steelgrid®** HR PVC mesh is a composite of double twisted steel wire hexagonal mesh with high tensile strength steel cables, woven into the mesh during the manufacturing process.

The high level corrosion protection for the steel wire mesh and ropes (Class A Zn-Al5% Galvanised and PVC coating), and for the accessories makes the **Steelgrid®** HR PVC System ideal for use in environments ranging from near-coastal regions and splash zones to high alpine areas.

Innovation in the Maccaferri manufacturing process adapts the traditional twisting process to create a 'hybrid mesh'; the mesh features a combination of full and half-hexagonal shaped mesh apertures. To provide high tensile strength and punching resistance at low-strain, the steel cables lie predominantly straight within the hexagonal mesh. As the mesh offers immediate resistance to loads at minimal strain, there is no requirement to pre-tension the mesh.

The post-manufacturing alignment of the steel cables within Steelgrid® HR PVC can vary depending on the rope spacing and position within the roll. Performance testing is carried out in compliance with this natural variability. When the mesh is installed and loaded, the ropes lie straight within the mesh offering high strength and stiffness (strength at low strain). In comparison with traditional double twist and single twist meshes; elongation of **Steelgrid®** HR PVC is in the range of 5-9% compared with 16-23% for double twist meshes depending on mesh / wire combinations. Punch resistance, tested in accordance with UNI 11437, shows a greater improvement, with average increases of 20-40% compared with double twist meshes.



Steelgrid® HR PVC System

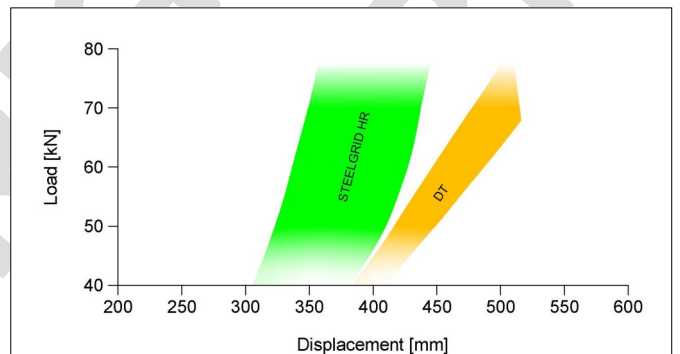


Figure 2: Punch test performance comparison

Steelgrid® HR PVC variant	Punching displacement at 50kN punching force	Ultimate punching force	Ultimate punching displacement
HR PVC 30	<340 mm	125 kN	430 mm
HR PVC 50	<370 mm	105 kN	450 mm
HR PVC 100	< 420 mm	74 kN	450 mm

Table 2: Punch test performance (UNI 11437)




Figure 1: Production




Figure 3: Punching test

Steelgrid® HR PVC variant	Nominal longitudinal tensile strength (Peak value)
HR PVC 30	119 kN/m
HR PVC 50	89 kN/m
HR PVC 100	73 kN/m

Table 1: Longitudinal tensile performance



n° 226/001

Steelgrid® HR PVC system is installed in the same general way as conventional double twist mesh. It is easy to handle and will not require extensive modification of existing method statements and installation techniques. The inclusion of the steel ropes greatly enhances the transfer of loads from the mesh into the anchorage system thereby increasing safety, capacity and durability of the mesh as a complete system. The accessories supplied by Maccaferri together with the **Steelgrid® HR PVC system** (especially the steel plate to be combined together with possible anchors) deliver a system characterized by high performance and reassurance.

Steel Wire Used for Double Twist Hexagonal Mesh

- **Tensile strength:** The wire used for the manufacture of mesh shall have a tensile strength between 380-550N/mm² (EN 10223-3). Wire tolerances (see Table 3) are in accordance with EN 10218 (Class T1).
- **Elongation:** Elongation shall be not lower than 9%, (EN 10223-3).
- **GalMac® coating:** Minimum quantities of GalMac® shown at Table 2 meet the requirements of EN 10244-2 (Class A).
- **Adhesion of GalMac®:** The adhesion of the GalMac® coating to the wire shall be in accordance with EN 10244-2.
- **Outwearing accelerated aging test:** In a general condensation of moisture containing sulfur dioxide test (28 cycles) according to EN ISO 6988 (without showing signs of red rust).
- **Outer Polymer coating:** Continuous extruded PVC coating nominal thickness 0.5 mm.

Steel Wire Ropes

- **Surface Finish of Component Rope Wires:** Zinc-Aluminium alloy (Zn-5%Al) coated to Class A ["A (Zn/Al)"] in accordance with EN 10244-2.
- **Rope Outer Coating:** Continuous extruded PVC coating of nominal thickness 1 mm
- **Steel wire Rope Diameter:** 6 mm (measured across the broadest diameter in accordance with the relevant standard). Rope overall dia. including PVC coating: 8 mm.
- **Rope Construction:** Diameter 6mm, "6x7WC - WSC" described in accordance with relevant standards EN 12385-2 2008 and EN 12385-4 2008.
- **Nominal Grade of Rope:** 1770 N/mm² defined according to EN 12385-4 2008.
- **Minimum Breaking Load (MBL) of Rope:** 22.9 kN as defined in EN 12385-4 2008.

PVC Coating Used on Wires and Ropes

- **Material Quality:** in accordance with EN 10245-2
- **Unit Weight:** 130 to 135 kg/m³ to ISO 1183
- **Hardness:** 50 to 60 Shore D according to ISO 868
- **Tensile Strength:** ≥ 21 N/mm² according to ISO 527
- **Elongation at Failure:** ≥200% according to ISO 527
- **UV stabilisation:** YES

WARNING: Install all rockfall and mesh products in accordance with National or Local Legal and Security Requirements. If the installation is performed by working insuspension or using security ropes, personal protective equipment against fall risk must be connected with anchor points in agreement with EN 795 or other relevant regional equivalent standards and practices.

Table 3 - Standard Production Data

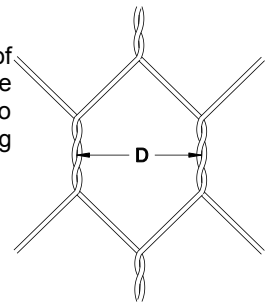
Steelgrid HR PVC variant	Nominal Roll width (by truck)	Nominal Roll width (by container)	Nominal Roll Length
HR PVC 30	3.15m	2.85m	25/40m
HR PVC 50	3.25m	2.75m	25/40m
HR PVC 100	3.10m	2.85m	25/40m

All sizes and dimensions are nominal. Confirmation should be sought from regional office prior to placement of an order. Mesh production tolerances of ±3% of the length, ±5% of the width, ±8% of rope spacing shall be permitted. Other roll dimensions are available on request.

Table 4 - Standard Double Twist Mesh & Wire Data

Mesh Type	D (mm)	ø Wire (mm)
8x10	80	2.70
Mesh wire diameter	ø mm	2.70
Mesh wire overall diameter	ø mm	3.70
Wire diameter tolerance	(±) ø mm	0.06
GalMac® minimum quantity	gr/m ²	245
PVC coated rope diameter	ø mm	8.00

The tolerance on the opening of mesh 'D' being the distance between the axis of two consecutive twists, is according to EN 10223-3



Double Twisted Hexagonal Mesh detail information



U-bolt wire rope grip ("HR GRIP")



Steel plate ("HR PLATE")



Mesh connectors ("HR LINK")

Officine Maccaferri S.p.A.

Via Kennedy, 10 - 40069 Zola Predosa (BO) - Italy
 Tel. (+39) 051-6436000 - Fax (+39) 051-6436201
 E-mail: comes@maccaferri.com www.officinemaccaferri.com

Bureau Veritas Certified Quality System Company with Accredia's and UKAS' s accreditation.